
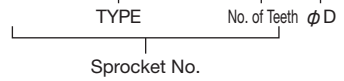


SUSFBP11B

Order Product Code

SUSFBP11B 16 D6

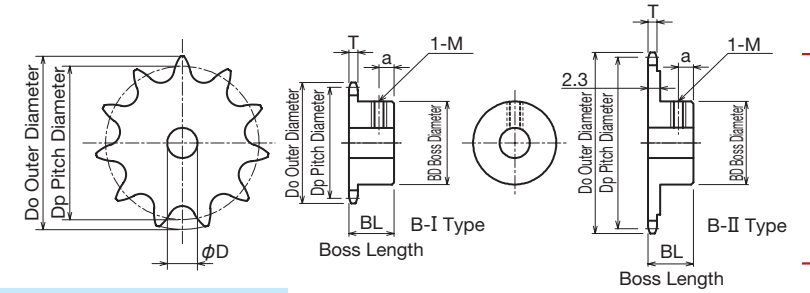


- Chain **No.11**
- Chain Pitch **(P) 3.7465mm**
- Bushing Link Inner Width **(W) 1.83 mm**
- Bushing Outside Diameter **(Dr) 2.285 mm**
- Tooth Width **(T) 1.6 mm**

TYPE		SUSFBP11B									
		m Stainless Steel									
No. of Teeth	Type	φD Reference	Product Code	Keyway b×t ²	M	Do	Dp	BD	BL	a	Weight g
12	B-I-type	5	SUSFBP11B12D5	--	3	16.2	14.475	9.4	10.5	4	5.9
15	B-I-type	5	SUSFBP11B15D5	--	3	19.9	18.020	13	10.5	4	11.5
15	B-I-type	6	SUSFBP11B15D6	--	3	19.9	18.020	13	10.5	4	11.5
16	B-I-type	5	SUSFBP11B16D5	--	3	21.1	19.204	14	10.5	4	13.5
16	B-I-type	6	SUSFBP11B16D6	--	3	21.1	19.204	14	10.5	4	13.5
16	B-I-type	8	SUSFBP11B16D8	--	4	21.1	19.204	14	10.5	4	13.5
18	B-I-type	5	SUSFBP11B18D5	--	3	23.5	21.575	16	10.5	4	17.7
18	B-I-type	6	SUSFBP11B18D6	--	3	23.5	21.575	16	10.5	4	17.7
18	B-I-type	8	SUSFBP11B18D8	--	4	23.5	21.575	16	10.5	4	17.7
20	B-I-type	8	SUSFBP11B20D8	--	4	25.9	23.949	19	10.5	4	23.3
20	B-I-type	10	SUSFBP11B20D10	--	4	25.9	23.949	19	10.5	4	23.3
24	B-I-type	8	SUSFBP11B24D8	--	4	30.7	28.703	19	10.5	4	25.7
24	B-I-type	10	SUSFBP11B24D10	--	4	30.7	28.703	19	10.5	4	25.7
28	B-I-type	8	SUSFBP11B28D8	--	4	35.5	33.462	19	10.5	4	28.7
28	B-I-type	10	SUSFBP11B28D10	--	4	35.5	33.462	19	10.5	4	28.7

*M is a set screw. * The seal set screws differ from the usual due to the boss type.

SUSFBP Finished Bore Sprocket Stainless Steel Round Tap Hole Specification



TYPE		SUSFBP11B									
		m Stainless Steel									
No. of Teeth	Type	φD Reference	Product Code	Keyway b×t ²	M	Do	Dp	BD	BL	a	Weight g
30	B-II-type	8	SUSFBP11B30D8	--	4	37.9	35.842	19	10.5	4	29.7
30	B-II-type	10	SUSFBP11B30D10	--	4	37.9	35.842	19	10.5	4	29.7
34	B-II-type	8	SUSFBP11B34D8	--	4	42.7	40.604	19	10.5	4	37.9
34	B-II-type	10	SUSFBP11B34D10	--	4	42.7	40.604	19	10.5	4	37.9
36	B-II-type	8	SUSFBP11B36D8	--	4	45.1	42.986	19	10.5	4	40.7
36	B-II-type	10	SUSFBP11B36D10	--	4	45.1	42.986	19	10.5	4	40.7
40	B-II-type	8	SUSFBP11B40D8	--	4	49.8	47.751	19	10.5	4	46.5
40	B-II-type	10	SUSFBP11B40D10	--	4	49.8	47.751	19	10.5	4	46.5
48	B-II-type	8	SUSFBP11B48D8	--	4	59.4	57.283	19	10.5	4	60.5
48	B-II-type	10	SUSFBP11B48D10	--	4	59.4	57.283	19	10.5	4	60.5

*M is a set screw. * The seal set screws differ from the usual due to the boss type.

! * Finished Hole Tolerance
 Less than φ8: H8
 More than φ8: H7
 Caution