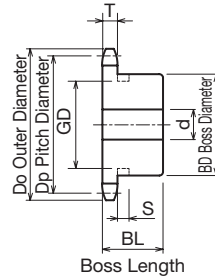
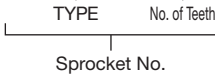


# SUS60B

## SUS Stainless Steel Sprocket B-type


### Order Product Code

## SUS60B 20



Boss Length

- Chain ..... **No.60**
- Chain Pitch ..... **(P) 19.05 mm**
- Roller Link Inner Width ..... **(W) 12.70 mm**
- Roller Outside Diameter ..... **(Dr) 11.91 mm**
- Tooth Width ..... **(T) 11.7 mm**



Use together with the KANA machine key. Refer to P.334 to P.335

**m** Stainless Steel **GB** 304

TYPE	No. of Teeth	Do	Dp	Shaft Hole Diameter d			BD	BL	Shape	Weight kg	
				Prepared Hole	Minimum	Maximum					
SUS60B	10	70	61.647	14	15	30	★49	32	Ground Specification	0.49	
	11	76	67.617	14	15	32	★51	32		0.60	
	12	83	73.604	14	15	32	51	32		0.69	
	13	89	79.602	14	15	35	57	32		0.81	
	14	95	85.610	16	17	40	62	32		0.96	
	15	101	91.625	16	17	45	68	32		1.10	
	16	107	97.647	16	17	48	73	32		1.30	
	17	113	103.674	16	17	48	73	32		1.40	
	18	119	109.705	16	17	55	83	40		2.00	
	19	126	115.739	16	17	55	83	40		2.10	
	20	132	121.776	16	17	55	83	40		2.20	
	21	138	127.816	16	17	55	83	40		2.30	
	22	144	133.858	16	17	55	83	40		2.50	
	23	150	139.902	16	17	55	83	40		2.50	
	24	156	145.948	18	19	55	83	40		2.60	
	25	162	151.995	18	19	55	83	40		2.70	
	26	168	158.043	18	19	55	83	40		2.90	
	27	174	164.093	18	19	55	83	40		3.00	
	28	180	170.143	18	19	55	83	40		3.10	
	30	193	182.247	18	19	55	83	40		3.40	
	32	205	194.354	20	21	55	83	40		Welded Specification	3.80
	34	217	206.463	20	21	55	83	40			4.15
	35	223	212.518	20	21	55	83	40			4.33
	36	229	218.574	20	21	55	83	40			4.52
	38	241	230.687	20	21	55	83	40			4.90
	40	253	242.802	20	21	55	83	40			5.30

! Sprockets with a ★ symbol for BD have a channel in the boss exterior.

No. of Teeth	S	GD
10	8.0	37
11		45



Caution

\*Because teeth number 32 to 40 are being shifted from welding specification to grinding specification, the inventory is currently mixed.