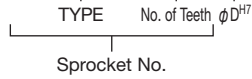


FBN80B

Order Product Code

FBN80B12D32



- Chain No.80
- Chain Pitch (P) 25.4 mm
- Roller Link Inner Width (W) 15.88 mm
- Roller Outside Diameter (Dr) 15.88 mm
- Tooth Width (T) 14.6 mm

ⓘ Sprockets with a ★ symbol for BD have a channel in the boss exterior.

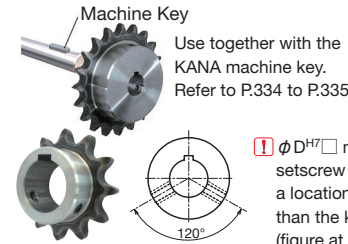
No. of Teeth	S	GD
9	10.4	44

m Carbon Structural Steel
h High-frequency Hardened Teeth

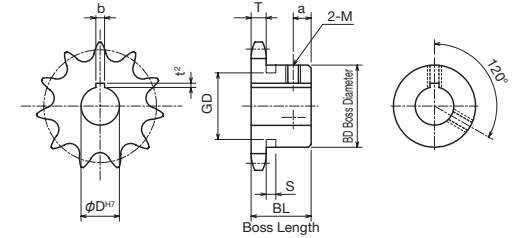
TYPE	FBN80B									
Product Code	No. of Teeth	φ D ^{H7}	Keyway b×t ²	M	Do	Dp	BD	BL	a	Weight kg
FBN80B9D25	9	25	8×3.3	8	85.0	74.265	★58	40	7	0.87
FBN80B9D28	9	28	8×3.3	8	85.0	74.265	★58	40	7	0.87
FBN80B9D30	9	30	8×3.3	8	85.0	74.265	★58	40	7	0.87
FBN80B9D32	9	32	10×3.3	8	85.0	74.265	★58	40	7	0.87
FBN80B9D35	9	35	10×3.3	8	85.0	74.265	★58	40	7	0.87
FBN80B10D25	10	25	8×3.3	8	93.0	82.196	52	40	12	1.02
FBN80B10D28	10	28	8×3.3	8	93.0	82.196	52	40	12	1.02
FBN80B10D30	10	30	8×3.3	8	93.0	82.196	52	40	12	1.02
FBN80B10D32	10	32	10×3.3	8	93.0	82.196	52	40	12	1.02
FBN80B11D25	11	25	8×3.3	8	102.0	90.156	60	40	12	1.25
FBN80B11D28	11	28	8×3.3	8	102.0	90.156	60	40	12	1.25
FBN80B11D30	11	30	8×3.3	8	102.0	90.156	60	40	12	1.25
FBN80B11D32	11	32	10×3.3	8	102.0	90.156	60	40	12	1.25
FBN80B11D35	11	35	10×3.3	8	102.0	90.156	60	40	12	1.25
FBN80B11D38	11	38	10×3.3	8	102.0	90.156	60	40	12	1.25
FBN80B12D25	12	25	8×3.3	8	110.0	98.138	67	40	12	1.60
FBN80B12D28	12	28	8×3.3	8	110.0	98.138	67	40	12	1.60
FBN80B12D30	12	30	8×3.3	8	110.0	98.138	67	40	12	1.60
FBN80B12D32	12	32	10×3.3	8	110.0	98.138	67	40	12	1.60
FBN80B12D35	12	35	10×3.3	8	110.0	98.138	67	40	12	1.60
FBN80B12D38	12	38	10×3.3	8	110.0	98.138	67	40	12	1.60
FBN80B12D40	12	40	12×3.3	8	110.0	98.138	67	40	12	1.60
FBN80B12D42	12	42	12×3.3	8	110.0	98.138	67	40	12	1.60
FBN80B12D45	12	45	14×3.8	10	110.0	98.138	67	40	12	1.60
FBN80B13D25	13	25	8×3.3	8	118.0	106.136	77	40	12	1.90
FBN80B13D28	13	28	8×3.3	8	118.0	106.136	77	40	12	1.90
FBN80B13D30	13	30	8×3.3	8	118.0	106.136	77	40	12	1.90
FBN80B13D32	13	32	10×3.3	8	118.0	106.136	77	40	12	1.90
FBN80B13D35	13	35	10×3.3	8	118.0	106.136	77	40	12	1.90
FBN80B13D38	13	38	10×3.3	8	118.0	106.136	77	40	12	1.90
FBN80B13D40	13	40	12×3.3	8	118.0	106.136	77	40	12	1.90
FBN80B13D42	13	42	12×3.3	8	118.0	106.136	77	40	12	1.90
FBN80B13D45	13	45	14×3.8	10	118.0	106.136	77	40	12	1.90
FBN80B13D48	13	48	14×3.8	10	118.0	106.136	77	40	12	1.90
FBN80B13D50	13	50	14×3.8	10	118.0	106.136	77	40	12	1.90
FBN80B14D25	14	25	8×3.3	8	127.0	114.147	77	40	12	2.15
FBN80B14D28	14	28	8×3.3	8	127.0	114.147	77	40	12	2.15
FBN80B14D30	14	30	8×3.3	8	127.0	114.147	77	40	12	2.15

*M is a set screw. * The seal set screws differ from the usual due to the boss type.

FBN Finished Bore Sprocket New JIS Keyway Specification



ⓘ φ D^{H7} □ mark setscrew is set at a location other than the keyway (figure at left).



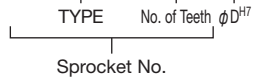
TYPE	FBN80B									
Product Code	No. of Teeth	φ D ^{H7}	Keyway b×t ²	M	Do	Dp	BD	BL	a	Weight kg
FBN80B14D32	14	32	10×3.3	8	127.0	114.147	77	40	12	2.15
FBN80B14D35	14	35	10×3.3	8	127.0	114.147	77	40	12	2.15
FBN80B14D38	14	38	10×3.3	8	127.0	114.147	77	40	12	2.15
FBN80B14D40	14	40	12×3.3	8	127.0	114.147	77	40	12	2.15
FBN80B14D42	14	42	12×3.3	8	127.0	114.147	77	40	12	2.15
FBN80B14D45	14	45	14×3.8	10	127.0	114.147	77	40	12	2.15
FBN80B14D48	14	48	14×3.8	10	127.0	114.147	77	40	12	2.15
FBN80B14D50	14	50	14×3.8	10	127.0	114.147	77	40	12	2.15
FBN80B15D25	15	25	8×3.3	8	135.0	122.167	93	40	12	2.30
FBN80B15D28	15	28	8×3.3	8	135.0	122.167	93	40	12	2.30
FBN80B15D30	15	30	8×3.3	8	135.0	122.167	93	40	12	2.30
FBN80B15D32	15	32	10×3.3	8	135.0	122.167	93	40	12	2.30
FBN80B15D35	15	35	10×3.3	8	135.0	122.167	93	40	12	2.30
FBN80B15D38	15	38	10×3.3	8	135.0	122.167	93	40	12	2.30
FBN80B15D40	15	40	12×3.3	8	135.0	122.167	93	40	12	2.30
FBN80B15D42	15	42	12×3.3	8	135.0	122.167	93	40	12	2.30
FBN80B15D45	15	45	14×3.8	10	135.0	122.167	93	40	12	2.30
FBN80B15D48	15	48	14×3.8	10	135.0	122.167	93	40	12	2.30
FBN80B15D50	15	50	14×3.8	10	135.0	122.167	93	40	12	2.30
FBN80B15D55	15	55	16×4.3	12	135.0	122.167	93	40	12	2.30
FBN80B15D60	15	60	18×4.4	12	135.0	122.167	93	40	12	2.30
FBN80B16D24	16	24	8×3.3	8	143.0	130.196	93	40	12	2.50
FBN80B16D25	16	25	8×3.3	8	143.0	130.196	93	40	12	2.50
FBN80B16D28	16	28	8×3.3	8	143.0	130.196	93	40	12	2.50
FBN80B16D30	16	30	8×3.3	8	143.0	130.196	93	40	12	2.50
FBN80B16D32	16	32	10×3.3	8	143.0	130.196	93	40	12	2.50
FBN80B16D35	16	35	10×3.3	8	143.0	130.196	93	40	12	2.50
FBN80B16D38	16	38	10×3.3	8	143.0	130.196	93	40	12	2.50
FBN80B16D40	16	40	12×3.3	8	143.0	130.196	93	40	12	2.50
FBN80B16D42	16	42	12×3.3	8	143.0	130.196	93	40	12	2.50
FBN80B16D45	16	45	14×3.8	10	143.0	130.196	93	40	12	2.50
FBN80B16D48	16	48	14×3.8	10	143.0	130.196	93	40	12	2.50
FBN80B16D50	16	50	14×3.8	10	143.0	130.196	93	40	12	2.50
FBN80B16D55	16	55	16×4.3	12	143.0	130.196	93	40	12	2.50
FBN80B16D60	16	60	18×4.4	12	143.0	130.196	93	40	12	2.50
FBN80B17D25	17	25	8×3.3	8	151.0	138.232	93	40	12	2.95
FBN80B17D28	17	28	8×3.3	8	151.0	138.232	93	40	12	2.95
FBN80B17D30	17	30	8×3.3	8	151.0	138.232	93	40	12	2.95

*M is a set screw. * The seal set screws differ from the usual due to the boss type.

FBN80B

Order Product Code

FBN80B12D32



ⓘ Sprockets with a ★ symbol for BD have a channel in the boss exterior.

No. of Teeth	S	GD
9	10.4	44

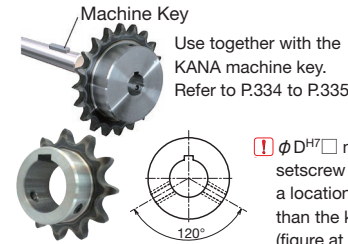
- Chain No.80
- Chain Pitch (P) 25.4 mm
- Roller Link Inner Width (W) 15.88 mm
- Roller Outside Diameter (Dr) 15.88 mm
- Tooth Width (T) 14.6 mm

m Carbon Structural Steel
h High-frequency Hardened Teeth

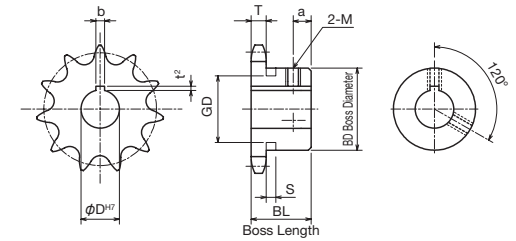
TYPE	FBN80B									
Product Code	No. of Teeth	φ D ^{H7}	Keyway b×t ²	M	Do	Dp	BD	BL	a	Weight kg
FBN80B17D32	17	32	10×3.3	8	151.0	138.232	93	40	12	2.95
FBN80B17D35	17	35	10×3.3	8	151.0	138.232	93	40	12	2.95
FBN80B17D38	17	38	10×3.3	8	151.0	138.232	93	40	12	2.95
FBN80B17D40	17	40	12×3.3	8	151.0	138.232	93	40	12	2.95
FBN80B17D42	17	42	12×3.3	8	151.0	138.232	93	40	12	2.95
FBN80B17D45	17	45	14×3.8	10	151.0	138.232	93	40	12	2.95
FBN80B17D48	17	48	14×3.8	10	151.0	138.232	93	40	12	2.95
FBN80B17D50	17	50	14×3.8	10	151.0	138.232	93	40	12	2.95
FBN80B17D55	17	55	16×4.3	12	151.0	138.232	93	40	12	2.95
FBN80B17D60	17	60	18×4.4	12	151.0	138.232	93	40	12	2.95
FBN80B18D25	18	25	8×3.3	8	159.0	146.273	93	40	12	3.15
FBN80B18D28	18	28	8×3.3	8	159.0	146.273	93	40	12	3.15
FBN80B18D30	18	30	8×3.3	8	159.0	146.273	93	40	12	3.15
FBN80B18D32	18	32	10×3.3	8	159.0	146.273	93	40	12	3.15
FBN80B18D35	18	35	10×3.3	8	159.0	146.273	93	40	12	3.15
FBN80B18D38	18	38	10×3.3	8	159.0	146.273	93	40	12	3.15
FBN80B18D40	18	40	12×3.3	8	159.0	146.273	93	40	12	3.15
FBN80B18D42	18	42	12×3.3	8	159.0	146.273	93	40	12	3.15
FBN80B18D45	18	45	14×3.8	10	159.0	146.273	93	40	12	3.15
FBN80B18D48	18	48	14×3.8	10	159.0	146.273	93	40	12	3.15
FBN80B18D50	18	50	14×3.8	10	159.0	146.273	93	40	12	3.15
FBN80B18D55	18	55	16×4.3	12	159.0	146.273	93	40	12	3.15
FBN80B18D60	18	60	18×4.4	12	159.0	146.273	93	40	12	3.15
FBN80B19D25	19	25	8×3.3	8	167.0	154.319	93	40	12	3.40
FBN80B19D28	19	28	8×3.3	8	167.0	154.319	93	40	12	3.40
FBN80B19D30	19	30	8×3.3	8	167.0	154.319	93	40	12	3.40
FBN80B19D32	19	32	10×3.3	8	167.0	154.319	93	40	12	3.40
FBN80B19D35	19	35	10×3.3	8	167.0	154.319	93	40	12	3.40
FBN80B19D38	19	38	10×3.3	8	167.0	154.319	93	40	12	3.40
FBN80B19D40	19	40	12×3.3	8	167.0	154.319	93	40	12	3.40
FBN80B19D42	19	42	12×3.3	8	167.0	154.319	93	40	12	3.40
FBN80B19D45	19	45	14×3.8	10	167.0	154.319	93	40	12	3.40
FBN80B19D48	19	48	14×3.8	10	167.0	154.319	93	40	12	3.40
FBN80B19D50	19	50	14×3.8	10	167.0	154.319	93	40	12	3.40
FBN80B19D55	19	55	16×4.3	12	167.0	154.319	93	40	12	3.40
FBN80B19D60	19	60	18×4.4	12	167.0	154.319	93	40	12	3.40
FBN80B20D25	20	25	8×3.3	8	176.0	162.368	93	40	12	3.60
FBN80B20D28	20	28	8×3.3	8	176.0	162.368	93	40	12	3.60

*M is a set screw. * The seal set screws differ from the usual due to the boss type.

FBN Finished Bore Sprocket New JIS Keyway Specification



ⓘ φ D^{H7} □ mark setscrew is set at a location other than the keyway (figure at left).



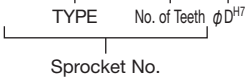
TYPE	FBN80B									
Product Code	No. of Teeth	φ D ^{H7}	Keyway b×t ²	M	Do	Dp	BD	BL	a	Weight kg
FBN80B20D30	20	30	8×3.3	8	176.0	162.368	93	40	12	3.60
FBN80B20D32	20	32	10×3.3	8	176.0	162.368	93	40	12	3.60
FBN80B20D35	20	35	10×3.3	8	176.0	162.368	93	40	12	3.60
FBN80B20D38	20	38	10×3.3	8	176.0	162.368	93	40	12	3.60
FBN80B20D40	20	40	12×3.3	8	176.0	162.368	93	40	12	3.60
FBN80B20D42	20	42	12×3.3	8	176.0	162.368	93	40	12	3.60
FBN80B20D45	20	45	14×3.8	10	176.0	162.368	93	40	12	3.60
FBN80B20D48	20	48	14×3.8	10	176.0	162.368	93	40	12	3.60
FBN80B20D50	20	50	14×3.8	10	176.0	162.368	93	40	12	3.60
FBN80B20D55	20	55	16×4.3	12	176.0	162.368	93	40	12	3.60
FBN80B20D60	20	60	18×4.4	12	176.0	162.368	93	40	12	3.60
FBN80B21D25	21	25	8×3.3	8	184.0	170.421	93	40	12	3.85
FBN80B21D28	21	28	8×3.3	8	184.0	170.421	93	40	12	3.85
FBN80B21D30	21	30	8×3.3	8	184.0	170.421	93	40	12	3.85
FBN80B21D32	21	32	10×3.3	8	184.0	170.421	93	40	12	3.85
FBN80B21D35	21	35	10×3.3	8	184.0	170.421	93	40	12	3.85
FBN80B21D38	21	38	10×3.3	8	184.0	170.421	93	40	12	3.85
FBN80B21D40	21	40	12×3.3	8	184.0	170.421	93	40	12	3.85
FBN80B21D42	21	42	12×3.3	8	184.0	170.421	93	40	12	3.85
FBN80B21D45	21	45	14×3.8	10	184.0	170.421	93	40	12	3.85
FBN80B21D48	21	48	14×3.8	10	184.0	170.421	93	40	12	3.85
FBN80B21D50	21	50	14×3.8	10	184.0	170.421	93	40	12	3.85
FBN80B21D55	21	55	16×4.3	12	184.0	170.421	93	40	12	3.85
FBN80B21D60	21	60	18×4.4	12	184.0	170.421	93	40	12	3.85
FBN80B22D35	22	35	10×3.3	8	192.0	178.478	107	45	12	5.00
FBN80B22D40	22	40	12×3.3	8	192.0	178.478	107	45	12	5.00
FBN80B22D45	22	45	14×3.8	10	192.0	178.478	107	45	12	5.00
FBN80B22D50	22	50	14×3.8	10	192.0	178.478	107	45	12	5.00
FBN80B22D55	22	55	16×4.3	12	192.0	178.478	107	45	12	5.00
FBN80B22D60	22	60	18×4.4	12	192.0	178.478	107	45	12	5.00
FBN80B22D70	22	70	20×4.9	16	192.0	178.478	107	45	12	5.00
FBN80B23D35	23	35	10×3.3	8	200.0	186.536	107	45	12	5.23
FBN80B23D40	23	40	12×3.3	8	200.0	186.536	107	45	12	5.23
FBN80B23D45	23	45	14×3.8	10	200.0	186.536	107	45	12	5.23
FBN80B23D50	23	50	14×3.8	10	200.0	186.536	107	45	12	5.23
FBN80B23D55	23	55	16×4.3	12	200.0	186.536	107	45	12	5.23
FBN80B23D60	23	60	18×4.4	12	200.0	186.536	107	45	12	5.23
FBN80B24D30	24	30	8×3.3	8	208.0	194.597	107	45	12	5.50

*M is a set screw. * The seal set screws differ from the usual due to the boss type.

FBN80B

Order Product Code

FBN80B12D32



ⓘ Sprockets with a ★ symbol for BD have a channel in the boss exterior.

No. of Teeth	S	GD
9	10.4	44

- Chain **No.80**
- Chain Pitch **(P) 25.4 mm**
- Roller Link Inner Width **(W) 15.88 mm**
- Roller Outside Diameter **(Dr) 15.88 mm**
- Tooth Width **(T) 14.6 mm**

TYPE FBN80B

m Carbon Structural Steel

h High-frequency Hardened Teeth

Product Code	No. of Teeth	φD ^{H7}	Keyway b×t ²	M	Do	Dp	BD	BL	a	Weight kg
FBN80B24D35	24	35	10×3.3	8	208.0	194.597	107	45	12	5.50
FBN80B24D40	24	40	12×3.3	8	208.0	194.597	107	45	12	5.50
FBN80B24D45	24	45	14×3.8	10	208.0	194.597	107	45	12	5.50
FBN80B24D50	24	50	14×3.8	10	208.0	194.597	107	45	12	5.50
FBN80B24D55	24	55	16×4.3	12	208.0	194.597	107	45	12	5.50
FBN80B24D60	24	60	18×4.4	12	208.0	194.597	107	45	12	5.50
FBN80B25D35	25	35	10×3.3	8	216.0	202.660	107	45	12	5.80
FBN80B25D40	25	40	12×3.3	8	216.0	202.660	107	45	12	5.80
FBN80B25D45	25	45	14×3.8	10	216.0	202.660	107	45	12	5.80
FBN80B25D50	25	50	14×3.8	10	216.0	202.660	107	45	12	5.80
FBN80B25D55	25	55	16×4.3	12	216.0	202.660	107	45	12	5.80
FBN80B25D60	25	60	18×4.4	12	216.0	202.660	107	45	12	5.80
FBN80B25D70	25	70	20×4.9	16	216.0	202.660	107	45	12	5.80
FBN80B26D35	26	35	10×3.3	8	224.0	210.724	107	45	12	6.10
FBN80B26D40	26	40	12×3.3	8	224.0	210.724	107	45	12	6.10
FBN80B26D45	26	45	14×3.8	10	224.0	210.724	107	45	12	6.10
FBN80B26D50	26	50	14×3.8	10	224.0	210.724	107	45	12	6.10
FBN80B26D55	26	55	16×4.3	12	224.0	210.724	107	45	12	6.10
FBN80B26D60	26	60	18×4.4	12	224.0	210.724	107	45	12	6.10
FBN80B27D50	27	50	14×3.8	10	233.0	218.790	107	45	12	6.40
FBN80B28D35	28	35	10×3.3	8	241.0	226.858	107	45	12	6.75
FBN80B28D40	28	40	12×3.3	8	241.0	226.858	107	45	12	6.75
FBN80B28D45	28	45	14×3.8	10	241.0	226.858	107	45	12	6.75
FBN80B28D50	28	50	14×3.8	10	241.0	226.858	107	45	12	6.75
FBN80B28D55	28	55	16×4.3	12	241.0	226.858	107	45	12	6.75
FBN80B28D60	28	60	18×4.4	12	241.0	226.858	107	45	12	6.75
FBN80B30D35	30	35	10×3.3	8	257.0	242.996	107	45	12	7.40
FBN80B30D40	30	40	12×3.3	8	257.0	242.996	107	45	12	7.40
FBN80B30D45	30	45	14×3.8	10	257.0	242.996	107	45	12	7.40
FBN80B30D50	30	50	14×3.8	10	257.0	242.996	107	45	12	7.40
FBN80B30D55	30	55	16×4.3	12	257.0	242.996	107	45	12	7.40
FBN80B30D60	30	60	18×4.4	12	257.0	242.996	107	45	12	7.40
FBN80B30D70	30	70	20×4.9	16	257.0	242.996	107	45	12	7.40
FBN80B32D40	32	40	12×3.3	8	273.0	259.138	107	45	12	8.15
FBN80B32D50	32	50	14×3.8	10	273.0	259.138	107	45	12	8.15
FBN80B36D60	36	60	18×4.4	12	306.0	291.432	117	50	12	10.60
FBN80B40D60	40	60	18×4.4	12	338.0	323.736	117	50	12	12.40

*M is a set screw. * The seal set screws differ from the usual due to the boss type.